











ETFs: the Best of the Batch

The top-performing exchange-traded funds this past week.

Exchange-traded fund	Symbol	Yield	Friday's close	Past week	Friday's NAV	Expense ratio
iShrsDJSEtrIndxsTransport. Avg.	(IYT)	0.42%	\$89.03	 6.4%	\$89.03	0.60%
iShares: MSCI Indexes Taiwan	(EWT)	0.92	14.73	 6.4	14.48	1.03
PowerShares Oil & Gas	(PXJ)	...	22.73	 6.0	22.78	-*
PowerShares WilderHill Cln. Engy	(PBW)	...	23.59	 5.6	23.51	-*
BLDRS Emerging Mrkts 50	(ADRE)	1.12	145.81	 5.3	145.73	0.30
iShares: MSCI Indexes Mexico	(EWW)	1.13	42.65	 5.3	42.43	0.57
iShares: MSCI Indexes Brazil	(EWZ)	1.25	46.45	 5.0	46.41	0.74
iShares: MSCI Indexes Austria	(EWO)	0.84	34.55	 5.0	34.25	0.57
HLDRS Oil Services Trust	(OIH)	0.55	165.13	 4.8	165.22	-*
PowerShares Golden Dragon	(PGJ)	0.62	17.69	 4.6	17.68	-*