











ETFs: the Best of the Batch

The top-performing exchange-traded funds this past week.

Exchange-traded fund	Symbol	Yield	Friday's close	Past week	Friday's NAV	Expense ratio
iShares: MSCI Indxs Sth Africa	(EZA)	2.02%	\$97.51	 7.4%	\$97.10	0.74%
streetTRACKS SPDR Mtl Mng	(XME)	0.20	45.20	 7.4	45.19	N.A.
PowerShares Golden Dragon	(PGJ)	1.22	17.20	 6.7	16.53	N.A.
PowerShares WiderHill Cln Engy	(PBW)	0.06	17.98	 6.3	17.75	N.A.
ProShares UltraMidCap400	(MVV)	...	79.71	 5.7	N.A.	N.A.
Rydex S&P 600 Growth	(RZG)	...	38.84	 5.6	N.A.	N.A.
PowerShares Energy	(PXE)	0.17	18.05	 5.2	17.63	N.A.
PowerShares Semiconductor	(PSI)	...	17.96	 5.2	17.68	N.A.
iShares: Silver Trust Silver Trust	(SLV)	...	116.40	 4.9	112.74	N.A.
HLDRS Broadband	(BDH)	5.38	18.20	 4.9	18.19	N.A.